



COMPRESSED AIR CONDENSATE MANAGEMENT AND ENERGY SAVING PRODUCTS

OIL/WATER  
SEPARATION

SEPREMIUM



ENVIRONMENT SAFEGUARD

RELIABLE

## INDEX

Chapter	Content	Page
1	Oil/Water separation	2
	Introducing the SEPREMIUM range	3
2	Compressor lubrication	4
	Additives & detergents	
	Compressed air condensate	5
	Why install an oil/water separator ?	
3	Will any oil/water separator do?	6
	JORC's guarantee	
	How is the SEPREMIUM constructed?	7
	High performance elements	
4	SEPREMIUM 2	8
5	SEPREMIUM 3,5	10
6	SEPREMIUM models 5, 10, 20, 30 & 60	12
7	Dimensions SEPREMIUM 5-60	14
	Exploded view	
8	Principle workings SEPREMIUM 5-60	16
	Element life indication	17
9	DISTRIBUTOR	18
	PURO-CT DISTRIBUTOR	19
10	Condensate self-test-kit	20
	Instruction manuals	21
11	Accessories	22
	Accessories	23

Version 07-2019

JORC Industrial is a global condensate management specialist of Dutch origin offering condensate drains, oil water separators and air saving equipment to distributors, dealers and OEM's in more than 100 countries. JORC Industrial is dedicated to setting the standard in helping its customers manage their condensate management requirements.

Information provided herewith is believed to be accurate and reliable. However, no responsibility is assumed for its use or for any infringement of patents or rights of others, which may result from its use. In addition, JORC reserves the right to revise information without notice and without incurring any obligation.

## Chapter 1

### OIL/WATER SEPARATION



A typical compressed air system will produce thousands of litres of oily, contaminated condensate every year. Environmental regulations strictly prohibit disposing of this condensate without proper treatment to remove the oil.

**Traditional solutions** for condensate disposal have been to:

- **Collect the condensate and have it trucked away periodically by a waste disposal company.** This not only requires storage of the hazardous condensate on site, posing a health and safety risk, it is very costly as disposal charges can be up to several euros per litre.
- **Use a settling tank to separate the oil and water by gravity, then using carbon to filter the remaining water.** Advances in compressor lubricants have made this technology obsolete. Modern compressor lubricants have a specific gravity similar to water and because of this, they form an emulsified oil/water mixture that cannot be separated by gravity only.



**INTRODUCING THE SEPREMIUM RANGE**



JORC Industrial has developed a new condensate cleaner that works anywhere, anytime, with any condensate, and with any type of condensate drain. Free yourself from outdated oil/water separators that are health hazards, provide limited performance and are costly to operate. Experience the difference of JORC’s advanced technology. Experience the SEPREMIUM.

**CONDENSATE TREATMENT TECHNOLOGY**

JORC welcomes you to the future of condensate treatment technology with the advanced design of the SEPREMIUM condensate cleaner.

Using a specially treated adsorbent, polypropylene filter elements, the JORC SEPREMIUM condensate cleaners efficiently and effectively separate all compressor lubricants without the need for condensate storage tanks, settling chambers or costly disposal. JORC has once again set the standard for modern condensate management.

Don’t let your condensate harm the environment. SEPREMIUM condensate cleaners are a cost effective and reliable solution to meet environmental regulations for condensate treatment and ensure your compliance with i.e. ISO 14000.

## Chapter 2

### COMPRESSOR LUBRICATION

Compressed air is the fourth energy utility after electricity, gas and water. Few production lines in the world would run without it. The majority of compressed air is provided by oil-injected screw compressors and the compressor oils play a major role in generating clean compressed air in an energyefficient way. They account for less than one percent of the cost of compressor operation; however, the right oil helps save a considerable part of the total cost.

The oil has three key functions:

1. It ensures that the rotors and rotor bearings in the compressor are lubricated;
2. It dissipates the heat of the compression process;
3. It forms a sealing film at the seal edge between the rotor and the compressor casing.

Two key factors play a major role in compressed air generation: high availability of clean compressed air and compressed air generation at reasonable cost. Newly developed synthetic compressor oils have proven their worth in practice. Long oil lifetime, high efficiency and a very low oil content in the compressed air combine to reduce operating costs considerably.

For efficient and trouble-free production, an oil with long service life and good temperature behaviour with low residual content in the compressed air is required. However, there are considerable differences between the performances of different compressor oils.

A well-formulated synthetic product has considerable advantages over mineral oil-based products and particularly stands out for optimum oxidation protection, good adhesion and low residue formation.

**However there is a consequence, the modern lubricants create an emulsification in the condensate that does not separate fast enough for gravity type separators. A JORC adsorption type separator offers a guaranteed separating solution.**

### ADDITIVES & DETERGENTS

Oil additives are vital for the proper lubrication and prolonged use of air compressor oil. Without many of these, the oil would become contaminated, break down, leak out, or not properly protect compressor parts at all operating temperatures.

Just as important are additives for oils used inside gearboxes, automatic transmissions, and bearings. Some of the most important additives include those used for viscosity and lubricity, contaminant control, for the control of chemical breakdown, and for seal conditioning.

Some additives permit lubricants to perform better under severe conditions, such as extreme pressures and temperatures and high levels of contamination.



**EFFICIENT LUBRICATION REQUIRES EFFICIENT SEPARATION**

## COMPRESSED AIR CONDENSATE

During the process of compressing air, atmospheric air along with water vapour and atmospheric contaminants (hydrocarbon or chemical vapours), are drawn into the compressor intake.

Additionally, the compression chambers of most compressors require oil for lubrication, sealing and cooling. Once compressed, the air flows into an after cooler to remove the heat of compression. As the air cools in the after cooler, water and hydrocarbon vapours will condense.

Additional condensation takes place as the air is further cooled in the piping and air dryers.

Environmental regulations strictly prohibit the discharge of oily wastes and chemicals, including the condensate drained from a compressed air system. Because of these requirements, municipalities regulate the discharge of compressor condensate to surface water, wastewater treatment facilities, and sanitary sewers.

Compressor condensate must therefore be either collected or treated prior to disposal. An oil/water separator can be used here to remove the oil from the condensate. Untreated condensate disposal is costly as your customer will be charged by volume. As most of the untreated condensate is water it makes financial sense to separate the lubricant from the condensate by means of an oil/water separator.



## WHY INSTALL AN OIL/WATER SEPARATOR?

Condensate is a by-product of air compressors. It is a mixture of oil and water with particles and hydrocarbons that have been concentrated during the compression process.

This mixture of oil and water is classified as hazardous industrial waste. Environmental laws and regulations prohibit the discharge of untreated compressor condensate into foul sewers.

After the oily condensate has been efficiently removed from the compressed air system by a reliable JORC drain, it cannot be discharged directly to the foul sewer without first having the oil content reduced to within legal disposal limits.

Considering that compressor condensate consists of approximately 95% water, it makes financial sense to separate the oil from the condensate prior to the waste is disposed.

Every end-user that operates a compressed air system should have a (condensate) environmental management program (ISO 14000) in place not only to abide to laws and regulations but to also practice ecological responsibility.

JORC's SEP premium Oil/Water Separators are a reliable, effective, efficient and above all an environmental solution.

## Chapter 3

### WILL ANY OIL/WATER SEPARATOR DO?

Back in the 1980's the lubricant was much more buoyant versus water and as such floated to the water surface much quicker than current lubricants do. Oil/water separators that were developed to work on this gravity type separation might have performed better in the days prior to the introduction of "commercial internet...".

These days these old-style oil/water separators simply do not perform to current environmental laws and regulations because the modern oils form an emulsion in the condensate which will not easily separate on gravity.

The old-style (gravity separation/weir type) separators were also developed back in the day when **ergonomic laws** were not considered, or did not exist. For instance, the weight of the saturated elements exceed current ergonomic laws and regulations. Carrying out routine element replacement activities therefor carries a potential risk to the servicing engineer.

Anno 2018 it is critical to understand that modern day lubrications require modern day oil/water separation technology solutions. JORC is constantly in direct contact with compressor lubrication manufacturers to understand and follow the lubricant development based on the demands made by compressor manufacturers.

The **SEPREMIUM technology** is based on these current and evolving developments.

### JORC'S GUARANTEE

Tens of thousands of JORC oil/water separators are installed worldwide.

The SEPREMIUM elements are designed and manufactured to successfully separate compressor lubricant from condensate.

Even application specific tailor made elements are designed and manufactured to successfully operate in unique applications where possible external influences require to be considered.

There appears to be no application that cannot get resolved with the SEPREMIUM range of elements combined with JORC's in-house application and product knowledge.



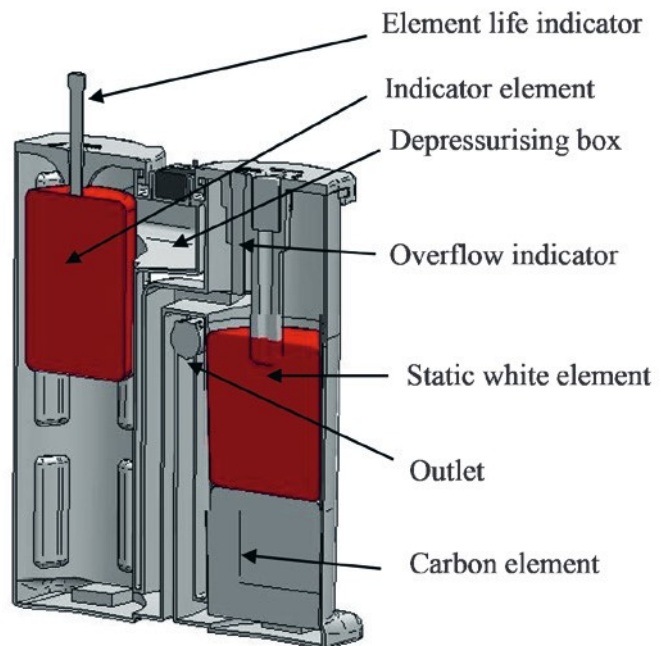
**HOW IS THE SEPREMIUM CONSTRUCTED?**

The robust rotor-die-casted housing is made from Poly-Ethylene (PE) material and the design is based on JORC’s familiar two tower principle.

We apply brass thread inserts to ensure a secure piping installation. Plastic type tread options are not ideal in compressed air installations.

The SEPREMIUM models have three high performance elements consisting of two poly-propylene fiber elements and one activated carbon element.

There is an element life indicator offering you a visual guidance as to when to replace the elements.



**HIGH PERFORMANCE ELEMENTS**

The clever lubricant adsorbing elements of the SEPREMIUM are designed to perform in the widest range of applications.

The chosen element fibres have been specially selected and treated to maximize its supreme adsorbing performance.

We have been able to design the SEPREMIUM’s elements in to a multi-stage configuration, offering an increased filtration efficiency and easy servicing procedures.

Ergonomic laws and legislation have been taken into account during the R&D of the elements.





## Chapter 4

# SEPREMIUM 2

**Oil/water separator for compressor capacities up to 2 m<sup>3</sup>/min.**

As condensate flows in to the SEPREMIUM, the oil is filtered out through various filtration elements.

The oil adsorbing elements combine various types of adsorption technologies to achieve less than 10 ppm oil residue values at the output stage.



## PRODUCT FEATURES

The SEPREMIUM 2 is a cost effective high performance solution for small compressed air applications.

The SEPREMIUM 2 drops in to its holding bracket (supplied as standard). Servicing involves disconnecting the inlet and outlet, removing the separator and placing the new unit in the holding bracket.

There are no separate replacement elements and as such servicing is a quick and above all a clean process.

Brass hose connections offer a quick coupling installation procedure.


## COMMERCIAL BENEFITS

- Separation of all types of compressor lubricants
- Compact design
- Test valve and sample bottle to test oil ppm residue included as standard
- The SEPREMIUM does not incorporate a settling reservoir (no bacteria growth)
- Consult JORC for private labelling options

## TECHNICAL ADVANTAGES

- High performance filtration materials applied
- Simple, fast and clean installation and maintenance procedure
- Successful separation of mineral oil, synthetic lubricants and stable emulsions
- Relevant fixings and installation bracket for wall mounting included
- Brass hose connections for quick and easy installation.

**PRODUCT DIMENSIONS**



Holding bracket

**PRODUCT SPECIFICATIONS**

<b>MODEL</b>	<b>2</b>
Max. compressor capacity	2 m <sup>3</sup> /min. (70 CFM)
Max. oil adsorption	2 litres
Inlet connections	1/2", 10 mm hose connection
Outlet connection	1/2", 13 mm hose connection
Test valve	yes
Service drain	no
Overflow indicator	no
Target output value	<10 ppm
Housing material	ABS
Total recyclable	yes
Housing colour	black
Lid colour	dark grey



Inlet connection



Outlet connection



Test valve

**SEPARATION OF:**

Mineral lubricants	yes
Synthetic lubricants	yes
Stabile condensate emulsions	yes
Polyglycol, Roto-Inject, Sigma Mol*	yes

\* Consult JORC for special elements and/or 24/7 applications.

Roto-Inject and Sigma Mol are registered trade names of producers of compressor lubricants.



Sample bottle included

## Chapter 5

# SEPREMIUM 3.5

Oil/water separator for compressor capacities up to 3,5 m<sup>3</sup>/min.

As condensate flows into the SEPREMIUM, the oil is filtered out through various filtration elements.

The oil adsorbing elements combine various types of adsorption technologies to achieve less than 10 ppm oil residue values at the output stage.



## PRODUCT FEATURES

The SEPREMIUM 3.5 separates oil from condensate in applications up to 3,5 m<sup>3</sup>/min, the SEPREMIUM 3.5 oil/water separator is a simple, reliable and cost effective way to meet environmental regulations for condensate treatment and disposal.

With an advanced polypropylene adsorbent media and a carbon polisher, the SEPREMIUM 3.5 can separate virtually all known compressor lubricants. Any type of condensate drain may be applied.


## COMMERCIAL BENEFITS

- Separates all types of compressor lubricants
- Operates with all drain types (both timer controlled and level sensed)
- Compact design and small footprint, offering:
  - easy handling
  - flexible installation benefits
- Clothing kit included as standard
- Competitive pricing levels
- Consult JORC for private labelling options

## TECHNICAL ADVANTAGES

- High performance filtration materials applied
- Simple, fast and clean installation and maintenance procedure
- Successful separation of mineral & synthetic lubricants and stabile emulsions
- TEST valve & sample bottle to test oil ppm residue included as standard
- Fixing bracket for wall mounting and multi inlet adapter optionally available
- Brass threaded inlet/outlet, ensuring a secure installation (hose barbs are included)

**PRODUCT DIMENSIONS**



Brass hose inlet & outlet connections



Test valve and Sample bottle included

**PRODUCT SPECIFICATIONS**

**MODEL**

Max. compressor capacity  
 Max. oil adsorption  
 Inlet connections  
 Outlet connection  
 Test valve  
 Service drain  
 Overflow indicator  
 Target output value  
 Housing material  
 Total recyclable  
 Housing colour  
 Lid colour dark

**SEPREMIUM 3.5**

3,5 m<sup>3</sup>/min. (130 CFM)  
 4 litres  
 1/2" (hose barb included)  
 1/2" (hose barb included)  
 yes  
 no  
 no  
 <10 ppm  
 PE  
 yes  
 black  
 grey



High performance filter elements



The SEPREMIUM 3.5 illustrated with a multi-inlet adapter and wall mounting bracket (both are optionally available)

**SEPARATION OF:**

Mineral lubricants                      yes  
 Synthetic lubricants                    yes  
 Stable condensate emulsions        yes  
 Polyglycol, Roto-Inject, Sigma Mol\*    yes

\*Consult JORC for special elements and/or 24/7 applications. Roto-Inject and Sigma Mol are registered trade names of producers of compressor lubricants.

## Chapter 6

# SEPREMIUM 5 - 60

**Oil/water separator for compressor capacities 5 up to 60 m<sup>3</sup>/min.**

The SEPREMIUM range of oil/water separators separate oil from condensate, generated by compressed air systems.

The SEPREMIUM achieves efficient separation of oil from condensate by means of directing the condensate through various separation stages.



### PRODUCT FEATURES

As condensate flows in to the SEPREMIUM, the oil is filtered out through various filtration elements.

The first oil adsorbing element has a clever saturation indicating feature, offering you a visual indication of the elements' saturation level.

Final separation stages include a second polypropylene element and specially selected activated carbon to polish out the remaining contaminants.

The elements are designed to combine various types of adsorption technologies to achieve less than 10 ppm oil residue values at the output stage.

### COMMERCIAL BENEFITS

- Separates all types of compressor lubricants
- Operates with all type drains (both timer controlled and level sensed)
- Five models covering up to 60 m<sup>3</sup>/min. compressor capacity offering sizing flexibility
- Small foot print
- Consult JORC for private labelling options

### TECHNICAL ADVANTAGES

- Element life indicator, offering you a visual indication of the element life status
- Simple installation and maintenance procedures
- Lighter and easier replacement of elements
- Sectional service draining options during servicing
- Multiple condensate inlets with brass inserts for hard piping installations
- Large 1" output connection
- Test valve and sample bottle to test oil ppm residue included as standard

**PRODUCT SPECIFICATIONS**



MODELS	5	10	20	30	60
Max. compressor capacity (m <sup>3</sup> /min.)	5	10	20	30	60*
Max. oil adsorption (litres)	5	10	15	25	50
Inlet connections	1/2" (2)	1/2" (2)	1/2" (2)	1/2" (2)	1/2" (2)
Outlet connection	1"	1"	1"	1"	1"
Test valve	yes	yes	yes	yes	yes
Service drain	no	yes (2)	yes (2)	yes (2)	yes (2)
Overflow indicator	yes	yes	yes	yes	yes
Target output value	<10ppm	<10 ppm	<10 ppm	<10 ppm	<10 ppm
Housing material	PE	PE	PE	PE	PE
Total recyclable	yes	yes	yes	yes	yes
Housing colour	black	black	black	black	black
Lid colour	dark grey	dark grey	dark grey	dark grey	dark grey

**Note:** For larger capacities (up to 360 m<sup>3</sup>/min.) apply the DISTRIBUTOR.

**PRINCIPLE WORKINGS SEPREMIUM 5 - 60**

For a comprehensive explanation of the principle workings of the SEPREMIUM models 5 up to 60 please see chapter 8. The SEPREMIUM models 5 - 60 incorporate a special visual element life indication feature.

**SEPARATION OF**

MODELS	5	10	20	30	60
Mineral lubricants	yes	yes	yes	yes	yes
Synthetic lubricants	yes	yes	yes	yes	yes
Stabile condensate emulsions	yes	yes	yes	yes	yes
Polyglycol, Roto-Inject, Sigma Mol*	yes	yes	yes	yes	yes

\* Consult JORC for special elements and/or 24/7 application

Roto-Inject and Sigma Mol are registered trade names of producers of compressor lubricants.


**SERVICE DRAINS SEPREMIUM 10 - 60**

The SEPREMIUM models 10 up to 60 incorporate service drains valves at the bottom of each tower, offering you draining solutions of the individual towers during routine maintenance activities.




**DIMENSIONS SEPREAMIUM 5 - 60 & DISTRIBUTOR**


**SEPREAMIUM 5 (5m<sup>3</sup>/min 175 CFM)**




**SEPREAMIUM 10 (10m<sup>3</sup>/min 350 CFM)**



**SEPREAMIUM 20 (20m<sup>3</sup>/min 750 CFM)**




**SEPREAMIUM 30 (30m<sup>3</sup>/min 1250 CFM)**



**SEPREAMIUM 60 (60m<sup>3</sup>/min 2500 CFM)**



**DISTRIBUTOR**



**EXPLODED VIEW SEPREMIUM SEPARATOR**

All SEPREMIUM models (5 – 60) are designed to operate in the same manner. Differences are physical sizing to account for the various compressor capacities and condensate flows.

A key feature of the SEPREMIUM is the simplicity and ease of servicing.

The elements are designed to be replaced/serviced in a time efficient way. They are also designed to be as light-weight as possible.

Brass threads are used to reduce the potential of cross threading, unlike competitive models that utilize plastic threads the SEPREMIUM is a heavy duty industrial product.

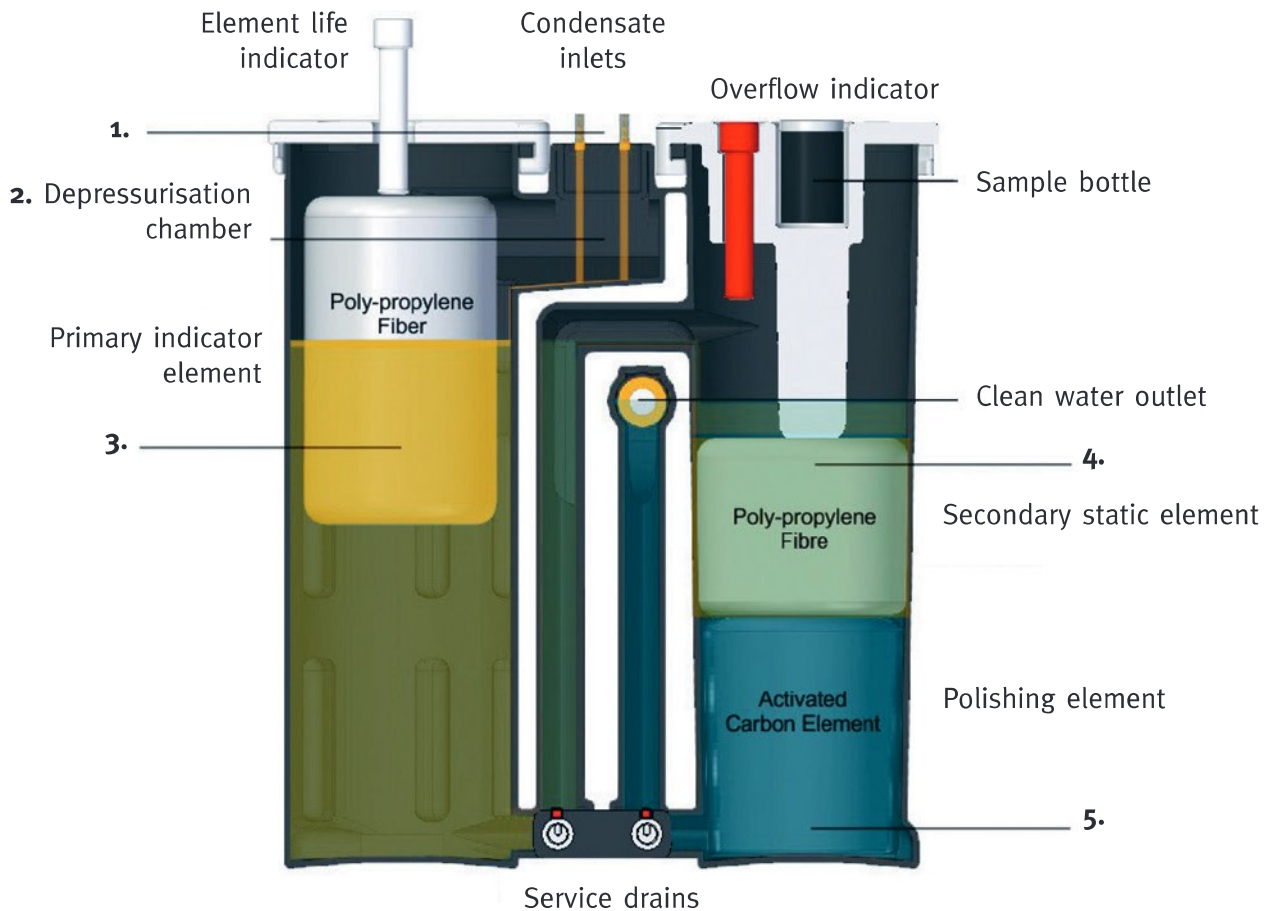


**The SEPREMIUM 10 up to 60 models are equipped with double service valves offering separate tower drainage possibilities**






PRINCIPLE WORKINGS SEPREMIUM 5 - 60



1. Condensate enters through the brass inlet ports. The SEPREMIUM can accept, and effectively separate condensate from any type of drain.
2. In the depressurisation chamber, a foam filter separates the condensate from the compressed air and depressurises the condensate. The condensate flows into the first tower.
3. In the first tower the condensate passes through the primary element where the majority of the oil is adsorbed by the specialised polypropylene filter element. This element floats. As all three elements become saturated with oil over time, this element will slowly sink down into the tower. The element life indicator will sink downwards in accordance with the element. This unique feature offers you a visual indication as when to replace all three elements.
4. The condensate then passes into the second tower. Here, additional oil is adsorbed by a second stage polypropylene filter element.
5. Finally the condensate, now almost entirely separated, passes through an activated carbon filter polishing out any remaining hydrocarbons. The test valve and sample bottle allows you to easily confirm compliance with local environmental regulations.

## ELEMENT LIFE INDICATION



One unique feature of the SEP premium separators is the element life indicator (white). This indicator gives instant visual confirmation of the condition of the elements in the separator and when they need to be replaced.

When the primary indicator element is new, it floats on top of the water level in the first tower. As condensate enters the separator over time, the oil becomes adsorbed on the fibres of the polypropylene filter element. This additional weight will cause the element to sink. As it sinks the element life indicator (white) begins to lower.

When the element is fully saturated with oil, the element life indicator (white) will be all the way down. This indicates that it is time to replace all three elements. Contact JORC for a comprehensive service kit.

The second tower incorporates an overflow indicator (red). In the unlikely event that a blockage would occur, this red indicator will rise alerting you to the issue.

## FEATURES AND BENEFITS

1. The depressurisation chamber is filled with a foam filter allowing for complete depressurisation of the condensate. The benefit is that any type of drain can therefore be applied.
2. Three stages of treatment, two polypropylene adsorbers and a carbon polisher for optimum outlet water quality.
3. Strong, corrosion proof cast poly-ethylene construction and brass thread inserts for secure piping connections.
4. Element life indicator (white) for confident on-time filter replacement.
5. Overflow indicator (red) to prevent a spill in the event of a blockage.
6. Multiple lightweight filter elements complying to ergonomic lifting regulations.

# DISTRIBUTOR

## Compressed air condensate distributor

### PRODUCT FEATURES

Large compressor systems might require two or more oil/water separators to be installed to match the total compressor capacity of an installation. To connect the oil/water separators together and to ensure an even distribution of condensate in to the oil/water separators, you require the DISTRIBUTOR.


The DISTRIBUTOR ensures an equal distribution of the condensate in to the oil/water separators and the elements are subsequently saturated evenly.

The DISTRIBUTOR has two 1" condensate inlets and six 1/2" outlets with integrated ball valves, allowing you to connect two and up to six oil/water separators.

To service the DISTRIBUTOR simply loosen the 4 top screws and remove the lid. This will give you instant access to the inner working mechanism.

The depressurising pad ensures compressed air condensate depressurisation and the subsequent distribution into the oil/water separators.

The DISTRIBUTOR is supplied with an installation kit.



A typical DISTRIBUTOR installation



### PRODUCT SPECIFICATIONS

Separator connections points	6
Inlet connection (2 off)	1"
Outlet connection (6 off)	1/2"
Housing material	PP
Total recyclable	Yes
Housing colour	Black
Installation kit included	Yes

### PRODUCT DIMENSIONS



# PURO-CT-DISTRIBUTOR

Economy condensate distributor

## PRODUCT FEATURES


The PURO-CT-DISTRIBUTOR is designed to distribute condensate into two or three oil/water separators.

This way you can combine more separating units to match up against larger compressor systems.

As condensate flows into the PURO-CT-DISTRIBUTOR the condensate flows evenly into the connected oil/water separators. This way the elements of the separator are equally loaded with condensate to treat.

The PURO-CT-DISTRIBUTOR has a 1" condensate inlet and three 1/2" outlets.

The PURO-CT-DISTRIBUTOR is supplied complete with the required fixings.



Brass connections, offering you a secure fixing during installation.



PURO-CT-DISTRIBUTOR installation kit




A typical PURO-CT-DISTRIBUTOR installation

## PRODUCT SPECIFICATIONS

Number of separators that can be hooked up	Max. 3
Inlet connection	1/2"
Outlet connection (3 off)	1/2"
Total recyclable	Yes
Colour	Black

## PRODUCT DIMENSIONS



## Chapter 10

### CONDENSATE SELF-TEST-KIT

JORC offers an in-house laboratory test kit to analyse and determine the success rate of our oil/water separators prior to sale and/or installation.

Potential complicated compressor systems, i.e. 2 different compressor brands with different lubricants, could make it difficult to determine which elements to use. This self-test kit will enable you to determine the right unit and to demonstrate its effectiveness to your customer prior to installation.

The test kit consists of a universal kit for all types of lubricants, any type of compressor etc.

The test is quite simple to carry out and a detailed instruction manual is provided. After carrying out your test we advise if tailor made elements are required.

If your customer has a failing old style separator, this is an ideal tool to apply to prove the SEPREMIUM will solve the problem.



### TAILOR MADE ELEMENTS

The SEPREMIUM elements offer supreme separation performance in applications where other separators are failing to separate the lubricant from condensate.

Applications where your customer might have two different compressor models running on two different types of lubricant forms no problem for the SEPREMIUM separators.

There are applications whereby external ambient air may cause complications in the separation process, such as chemicals in the air etc. At JORC we are able to modify/adapt the polymer fibres to suit such specific separating challenges.

You will be given a specific part number relating to a special separating case. This way you will always apply the correct elements in the right application.



**MANUALS**

The installation is as good as the instruction manual!

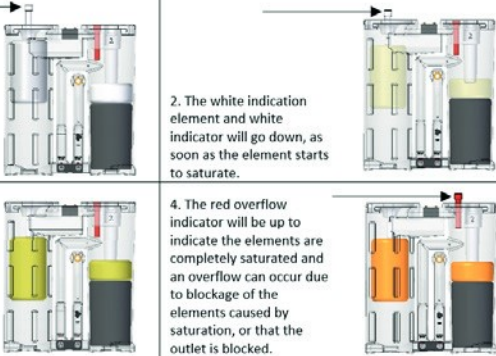
The installation procedure of the SEPREMIUM separators is quite straight forward. Nevertheless we have designed the instruction manuals with step by step pictures of every aspect involved in getting your SEPREMIUM up and running.




3/2017

**INSTALLATION INSTRUCTIONS (Page 2)**  
**INSTRUCTIONS D'INSTALLATION (Page 11)**  
**INSTRUCCIONES DE INSTALACIÓN (Página 19)**

**DEVICE OPERATION**



1. After installing the condensate cleaner, the white element indicator is up indicating the elements are clean and ready to perform.
2. The white indication element and white indicator will go down, as soon as the element starts to saturate.
3. When the white indicator is all the way down, all elements should be replaced immediately.
4. The red overflow indicator will be up to indicate the elements are completely saturated and an overflow can occur due to blockage of the elements caused by saturation, or that the outlet is blocked.

6



7/2017

**MAINTENANCE INSTRUCTIONS (Page 3)**  
**INSTRUCCIONES DE MANTENIMIENTO (Page 9)**  
**INSTRUCCIONES DE MANTENIMIENTO (Página 15)**

## Chapter 11

### EASY MAINTENANCE

The initial installation of the **JORC SEPREMIUM** oil/water separator will reward you with a high performing separation performance.

Thereon after the maintaining and servicing of the oil/water separator is required. Here too we have designed the replacement of the elements to be light and simple, following international ergonomic laws and regulations.



### SEPREMIUM SERVICE PACKS

The SEPREMIUM service pack includes:

- Three elements
- Plastic waste bags for disposing the saturated elements
- Protective clothing kit (mask, gloves, plastic coat)



### MULTI-INLET ADAPTER

The Multi-inlet adapter allows for more than three condensate inlet options.

The brass adapter threads in to the brass inlet of the SEPREMIUM.

To simplify installation, we include the brass hose connection nipples also.




### FUNCTIONAL SAMPLE BOTTLE

The JORC oil/water separators include a functional sample bottle for visual routine inspection of the output quality.


This visual inspection sample bottle offers the service engineer an indication of the output performance.

The sample bottle is positioned in the tower lid.



### ADAPTERS

Adapter, nipples and hose connectors applied on all JORC's separators are also available as stand alone products.



### REPLACEMENT ELEMENTS

Already have a condensate separator?

Even if replacing your outdated condensate separator with a SEPREMIUM isn't in the budget this year – you don't have to wait to experience our advanced adsorption technology.

We make filter elements, to fit virtually all other brands of condensate separators.

Write down the make and model of your existing separator and contact us for more information.







# COMPRESSED AIR CONDENSATE MANAGEMENT AND ENERGY SAVING PRODUCTS

## JORC Industrial BV

Pretoriastraat 28  
NL-6413 NN Heerlen  
The Netherlands

Tel: +31 (0) 45 524 24 27

[info@jorc.nl](mailto:info@jorc.nl)  
[www.jorc.eu](http://www.jorc.eu)

